



WW IQ TEST REPORT

Fluid Intelligence Skills Assessment

Visuospatial Insight

Visuospatial Pattern Reasoning

Numerical Pattern Reasoning

**CERTIFICATE OF
COMPLETION**

Name:

John Smith

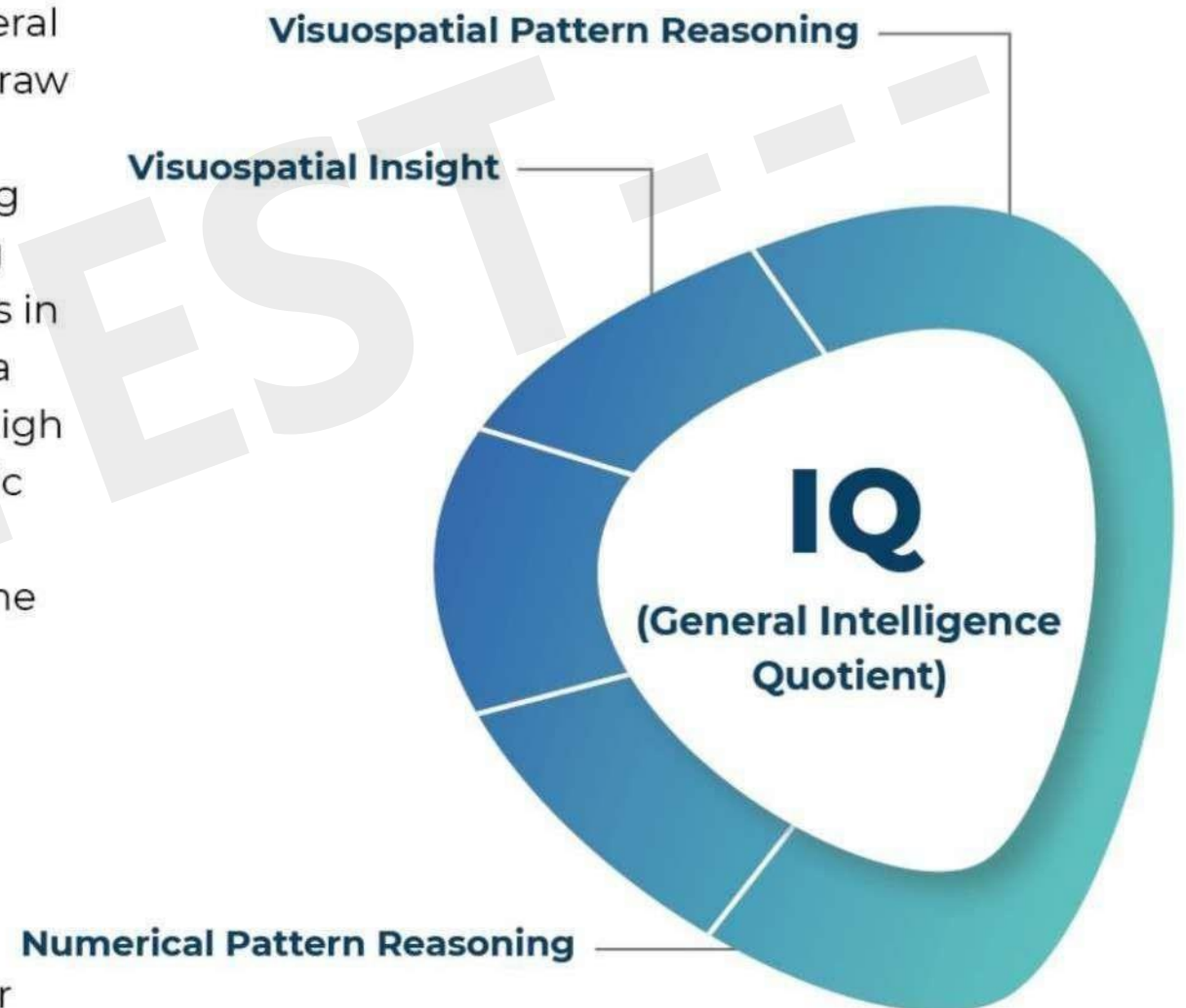
Date:

19/09/2025

ABOUT THE WORLD WIDE IQ TEST

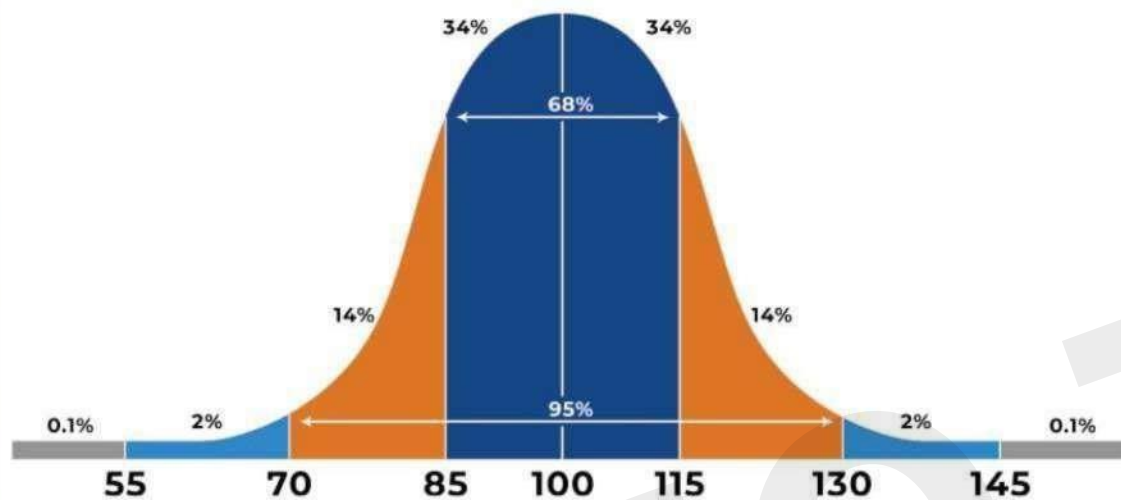
The World Wide IQ Test offers an efficient, accurate, and precise way of quantifying important aspects of an individual's general fluid intelligence. "Fluid intelligence" refers to a broad set of raw cognitive abilities that require little or no prior learning or experience. These abilities include solving abstract reasoning problems or recognizing logical patterns or relations among shapes, numbers, or letters. They are so-called "fluid" abilities in the sense that they are considered to "flow into" or support a wide range of other cognitive abilities. Individuals who are high in general fluid intelligence tend to perform well in academic and work environments, especially under conditions characterized by uncertainty, ambiguity, complexity, and time pressure.

In addition to measuring your overall general fluid intelligence, the World Wide IQ test provides feedback on several key facets or sub-skills; highlighting how your performance on each facet compares to thousands of other adult test takers throughout the world; and indicating areas for further skill development. These facets are what we call "Visuospatial Pattern Reasoning", "Visuospatial Insight", and "Numerical Pattern Reasoning" and are described below.



ABOUT THE WORLD WIDE IQ TEST

IQ Score Distribution



CALCULATING YOUR SCORE

As soon as you complete the World Wide IQ Test, your answers are instantly graded and converted to a standardized scale score that allows you to compare your performance in relation to the performance of all adult test takers from around the world who already completed the same test under similar conditions. Among the thousands of adults who completed the World Wide IQ Test, the average standardized score for the overall test as well as for each subtest of Visuospatial Pattern Reasoning, Visuospatial Insight, and Numerical Pattern Reasoning is fixed at 100 with the standard deviation of 15.

Just to put your scores into perspective, consider that approximately two-thirds or 68% of all test takers receive scores between 85 and 115, which fall within one standard deviation of the average score of 100. Approximately 96% of all test takers receive scores between 70 and 130, which are within two standard deviations of the average score. As you can see from the chart and figure below, scores less than 100 indicate a level of performance that is below average for the worldwide population of adult test takers. According to the standardized World Wide IQ Test scale, 34% of worldwide test taker population score between 95 and 105, which is considered in the average performance range. A slightly smaller percentage of test takers (32%) score between 70 and 94, which is considered below average performance. By contrast, 16% score between 106 and 115, which is above average; 14% score between 116 and 130, indicating high performance. Only 2% of test takers in the population score either above 130, indicating exceptional performance, or below 70, indicating low performance.

Please note that while your scores on the World Wide IQ Test provide accurate, precise measures of your fluid intelligence as compared to thousands of adults from dozens of countries, these scores cannot be directly compared to scores on other test of human intelligence, because other tests may measure different sets of cognitive abilities and base their scales on different populations and test-taking conditions.

YOUR OVERALL WW IQ SCORE

YOUR IQ SCORE

105

Your overall performance is

Average

WW IQ TEST PERFORMANCE LEVELS

IQ SCALE	PERFORMANCE LEVEL	TOTAL PERCENTAGE OF TEST TAKERS
Above 130	Exceptional	2%
116 - 130	High	14%
106 - 115	Above Average	16%
95 - 105	Average	34%
70 - 94	Below Average	32%
Below 70	Low	2%

WW IQ TEST SUBSKILLS

Visuospatial Insight

UNDERSTANDING YOUR PERFORMANCE

Visuospatial Insight refers to the ability to carefully analyze a complex visual pattern or spatial arrangement and notice subtle, but important features that may not be immediately apparent or familiar to the eye so as to better understand its underlying structure and distinguishing features. This ability is critical for detecting anomalies in one's environment and discovering creative solutions to complex visuospatial problems. Indeed, people tend to approach new problems from a familiar or superficial perspective without realizing that embracing an alternative perspective may help them discover better solutions.

For example, a person may travel to work each day using the same route because it appears to be the shortest, quickest route. However, this person may not realize that there is a faster route that is longer but has less traffic and fewer stops along the way.

Visuospatial Insight problems present test takers with an immediate or attractive solution that appears to be correct at first glance, but upon careful inspection and analysis is incorrect and through the development of insight test takers discover the correct, subtle solution.

Visuospatial Insight performance level:

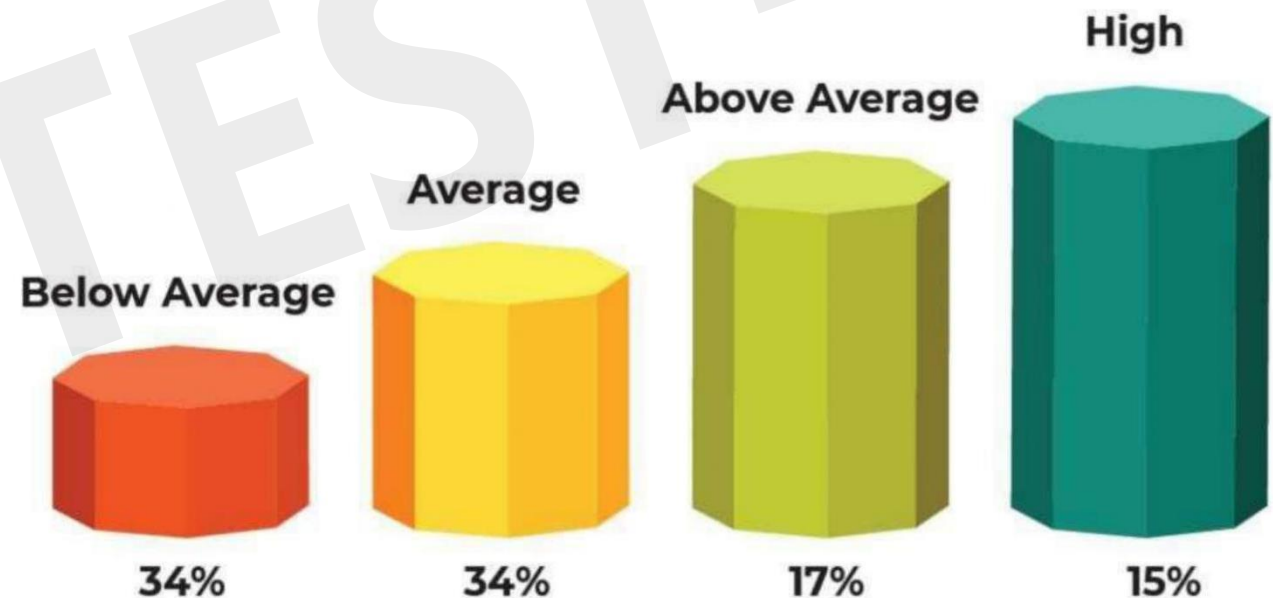
IQ SCALE	LEVEL	TOTAL PERCENTAGE OF TEST TAKERS
Above 116	High	15%
106 - 116	Above Average	17%
95 - 105	Average	34%
Below 95	Below Average	34%

WW IQ TEST SUBSKILLS

Visuospatial Insight

UNDERSTANDING YOUR PERFORMANCE

YOUR SCORE



Your Visuospatial Insight performance is

Average

See above how your **Visuospatial Insight** performance compared to others who took the test.

WW IQ TEST SUBSKILLS

Visuospatial Pattern Reasoning

UNDERSTANDING YOUR PERFORMANCE

Visuospatial Pattern Reasoning refers to the ability to detect and discern abstract rules and relations among visual stimuli, such as shapes or colors, that form ordered, logical arrangements or schema. This ability is critically important for helping you to visually orient yourself in and make sense of your surroundings.

It enables you to correctly read a map when you are navigating an unfamiliar environment; put together a puzzle or furniture; or organize your home or workspace. Visuospatial pattern reasoning skills play an important role in helping dentists and physicians correctly read patients' x-rays or meteorologists understand complex weather patterns.

For Visuospatial Pattern Reasoning questions, test takers need to efficiently figure out the spatial rules and/or relations among visual stimuli that complete the pattern.

Visuospatial Pattern Reasoning performance level:

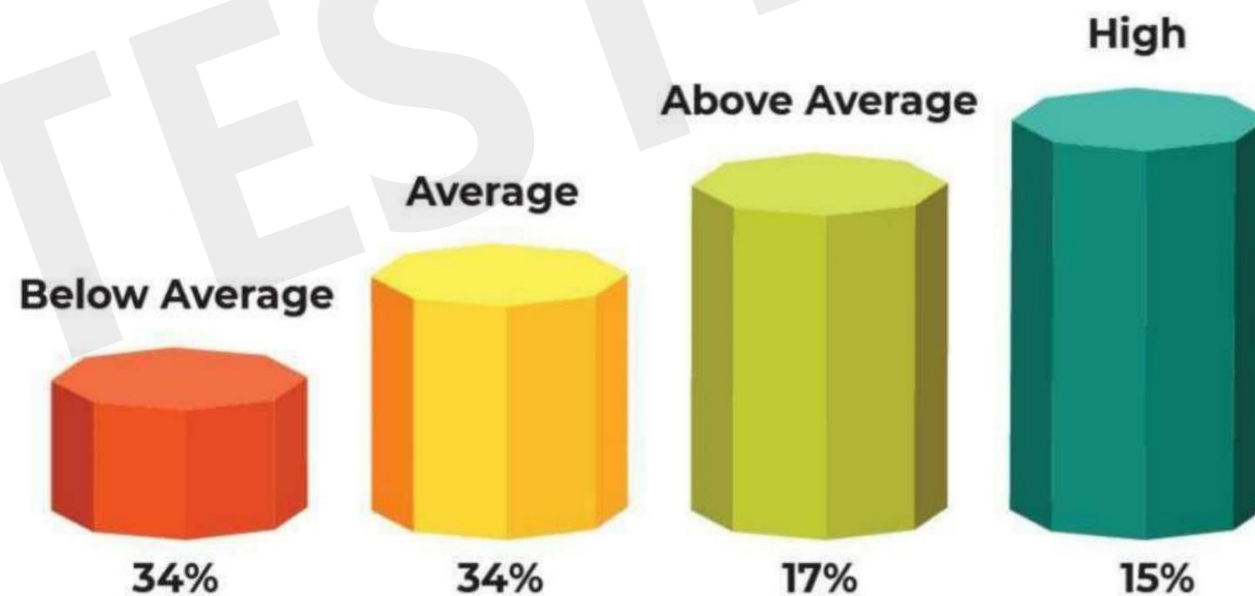
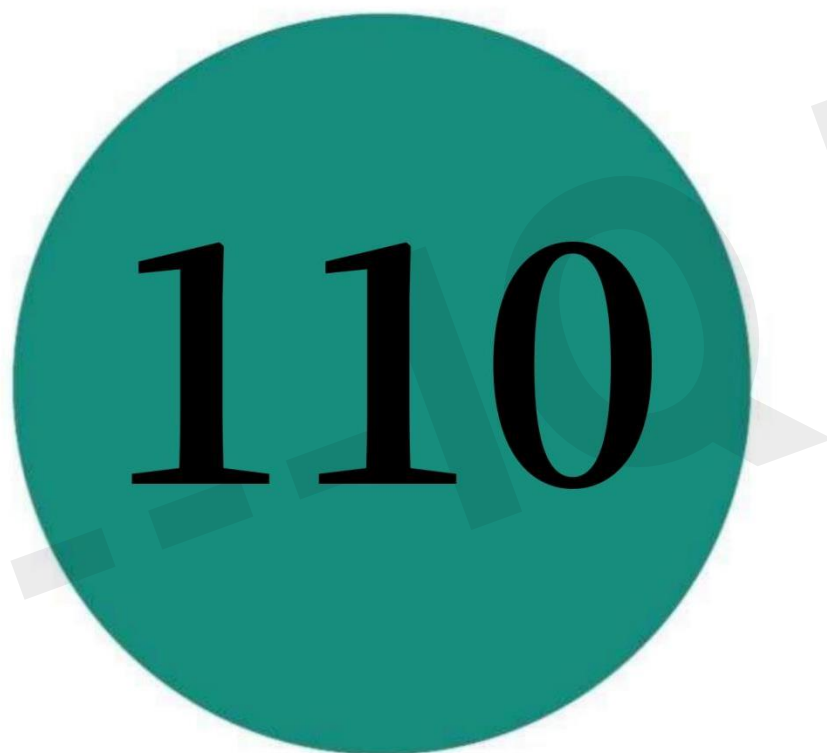
IQ SCALE	LEVEL	TOTAL PERCENTAGE OF TEST TAKERS
Above 116	High	15%
106 - 116	Above Average	17%
95 - 105	Average	34%
Below 95	Below Average	34%

WW IQ TEST SUBSKILLS

Visuospatial Pattern Reasoning

UNDERSTANDING YOUR PERFORMANCE

YOUR SCORE



Your Visuospatial Pattern Reasoning performance is

Above Average

See above how your **Visuospatial Pattern Reasoning** compared to others who took the test.

WW IQ TEST SUBSKILLS

Numerical Pattern Reasoning

UNDERSTANDING YOUR PERFORMANCE

Numerical Pattern Reasoning refers to the ability to detect and discern rules and relations among arrays or sequences of numbers that form logical, systematic patterns.

This skill is critical for processing and making sense of complex, quantitative data, such as understanding financial reports, health statistics, or weather forecasts.

We are continuously bombarded with all sorts of complex data, and having the skills to read, interpret, and create graphs, figures, and charts that present the data in a clear, organized fashion can help individuals adapt and thrive in our rapidly modernizing, data rich world. For Numerical Pattern Reasoning questions, test takers need to efficiently figure out the abstract rules and/or relations among an array or sequence of numbers that complete the pattern or sequence.

Numerical Pattern Reasoning performance level:

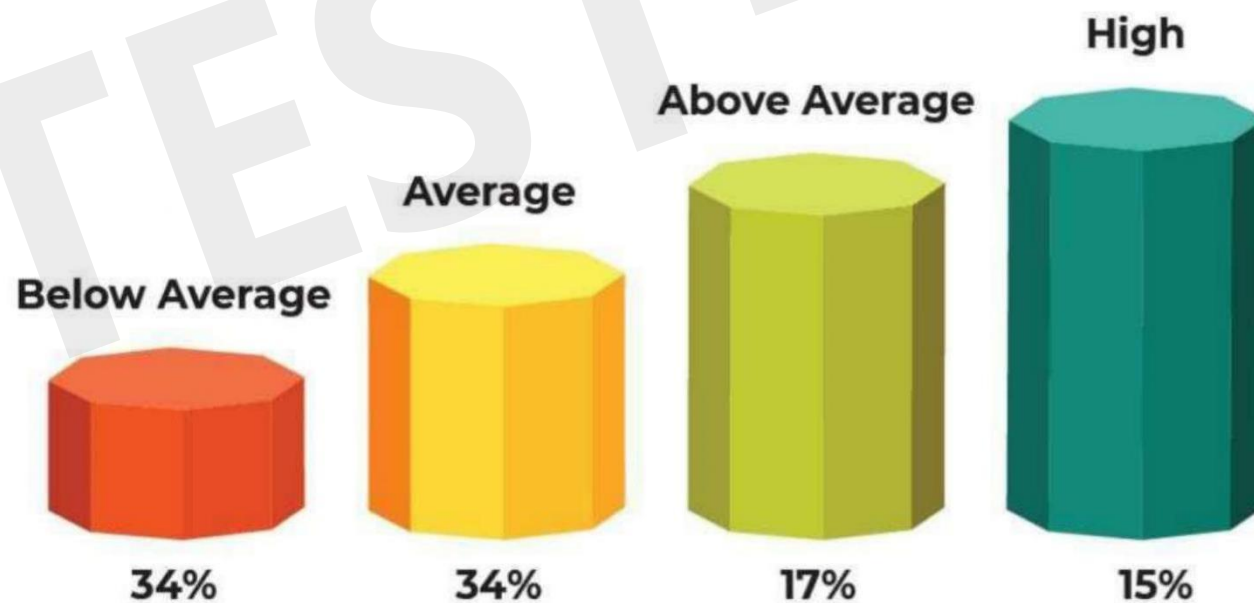
IQ SCALE	LEVEL	TOTAL PERCENTAGE OF TEST TAKERS
Above 116	High	15%
106 - 116	Above Average	17%
95 - 105	Average	34%
Below 95	Below Average	34%

WW IQ TEST SUBSKILLS

Numerical Pattern Reasoning

UNDERSTANDING YOUR PERFORMANCE

YOUR SCORE



Your Numerical Pattern Reasoning performance is

Average

See above how your **Numerical Pattern Reasoning** performance compared to others who took the test.

YOUR OVERALL WW IQ SCORE

YOUR IQ SCORE

105

Your overall performance is

Average

YOUR PERFORMANCE AT A GLANCE

WW IQ SUBSKILL	SCORE	PERFORMANCE LEVEL
Visuospatial Insight	100	<i>Average</i>
Visuospatial Pattern Reasoning	110	<i>Above Average</i>
Numerical Pattern Reasoning	105	<i>Average</i>